

SPECIFICATIONS

	TCP-2000A	TCP-2000P	TCP-3000P	TCP-3000PX
Working distance 2 to 7m	■	■	■	■
Auto-off function 4 to 240 minutes	■	■	■	■
Visus units: Snellen dec., logMAR, Snellen (6/), (20/)	■	■	■	■
Display size	24"	23"	24"	24"
Image separation: Red-Green	■	■	■	■
Image separation: Polarising	■	■	■	■
MKH test sequence			■	■
Non fixation frame				■
Driving license sequence		■		
IR remote control (3 channels)	■	■	■	■
System integration to automated phoropter	■	■	■	■
iPad communication	■	■	■	■
Multilingual user interface	■	■	■	■
Optional wall mount adapter (VESA 100)	■	■	■	■
USB connectivity	■	■	■	■
OPTOTYPES				
Osterberg	■	■	■	■
ETDRS	■	■	■	■
Crowding bars	■	■	■	■
Hearing impaired	■	■	■	■
Low vision	■	■	■	■
Contrast adjustment of optotypes	■	■	■	■
VA TESTS				
Cross grid	■	■	■	■
Amsler grid	■	■	■	■
Astigmatism dots	■	■	■	■
Astigmatism clock	■	■	■	■
BINOCULAR TESTS RED-GREEN				
Schober	■	■	■	■
Worth	■	■	■	■
Fixation disparity	■	■	■	■
Bichrom-balance	■	■	■	■
BINOCULAR TESTS POLARISING				
VA balance		■	■	■
Horiz./vertic. coincidence		■	■	■
Polarising red-green		■	■	■
3D images		■	■	■
SPECIAL TESTS				
Contrast sensitivity	■	■	■	■
Colour vision tests	■	■	■	■
Animations	■	■	■	■
MASKS				
Black-white	■	■	■	■
Red-green	■	■	■	■
Polarising		■	■	■
DIMENSIONS				
WDH (incl. frame)	605 x 30 x 370 mm	585 x 30 x 360 mm	605 x 30 x 370 mm	740 x 59 x 560 mm
Weight	3.8 kg	3.9 kg	3.8 kg	8.0 kg
Input	AC 115V to 230V	AC 115V to 230V	AC 115V to 230V	AC 115V to 230V
Frequency	50/60 Hz	50/60 Hz	50/60 Hz	50/60 Hz
Power consumption	< 70VA	< 70VA	< 70VA	< 70VA

2018/10 - subject to change without notice

TOMEY TCP-SERIES

CHART DISPLAYING MONITORS

DELIGHT IN SIGHT

Patient's vision testing.
For now and for years ahead.



- 4 different monitors available
- Red-green and/or polarising
- Programmable display sequences
- Comprehensive test selection
- Colour vision test charts
- Timeless design
- Non reflecting display



TOMEY EUROPE
TOMEY GmbH
Wiesbadener Straße 21
90427 Nürnberg, Germany
Phone +49 911 938 546 2 0
Fax +49 911 938 546 2 20
Email info@tomey.de

TOMEY ASIA-PACIFIC
TOMEY CORPORATION JAPAN
2-11-33 Noritakeshinmachi
Nishi-ku, Nagoya 451-0051, Japan
Phone +81 52 581 5327
Fax +81 52 561 4735
Email intl@tomey.co.jp

TOMEY
TECHNOLOGY AND VISION
www.tomey.de

TOMEY
TECHNOLOGY AND VISION


THE TOMEY TCP-SERIES

QUALITY IN DETAIL

We fulfill all your needs!
Whether you like a basic model or a high-end sophisticated model – we have it all!

The Tomey chart panels offer the entire tests for refraction, starting from standard optotypes followed by special tests for driving license, colour vision, contrast sensitivity or polarising tests. Of course all charts, necessary for conventional refractive test, are already pre-programmed. For patient education you can show and create various pictures and animations. The test report function allows to generate and print individual reports. Choose your individual monitor up to your needs!

TCP-2000P 23"



TCP-2000P with driving licence test equipment (optional)


- Polarising and driving license test

iPAD APP

You want to control your chart panel via iPad?
The app „Chart Max“ works with:

- TCP-2000A
- TCP-2000P
- TCP-3000P
- TCP-3000PX

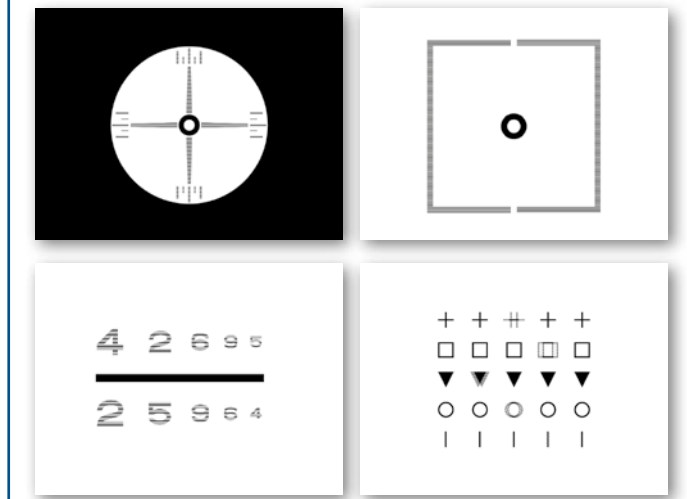
Use the **Chart Max** to control your Tomey chart panel via wireless network. The App works as an easy to use remote control with full functionality, live image of displayed optotypes and reading test samples.



TCP-3000P 24"



- High-quality all-rounder with extensive polarising test chart selection and integrated PC



Polarised test charts (samples)

TCP-2000A 24"



- Advanced and multifunctional

TCP-3000PX 24"

When it comes to correction of associated Heterophoria the **TCP-3000PX** provides the complete and latest standard of a chart displaying monitor – not even because of its brilliant separation for right and left eye.

The **TCP-3000PX** fulfills all essential requirements for a perfect performance.

- Direct or mirrored display
- Special test sequences (MKH)
- Adequate large test field frame for non fixation impulse
- Tests presented with sufficient contrast

